

Required Fields (Patient sex, height, weight, and global assessment scores are used in the PrismRA classifier. Incorrect inputs in those fields could result in inaccurate test results.)

Client Services Team Phone: 855-724-7437 | Fax: 833-520-5128 | Email: Support@Scipher.com

PATIENT INFORMATION

Patient Name: _____

Sex: Female Male **Date of Birth (mm/dd/yyyy):** / /

Weight: _____ lbs **Height:** _____ ft _____ in

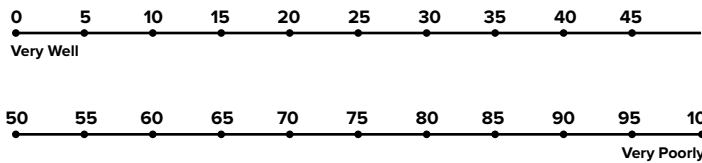
Address: _____

City: _____ **State:** _____ **Zip:** _____

Email: _____

Phone: _____

Patient Global Assessment: On a scale from 0 to 100, where 0 represents VERY WELL and 100 represents VERY POORLY, rate how well you are doing:



Please confirm the number you indicated above: _____

ICD-10 CODE(S) (list all that apply):

M05.79 M05.9 M06.09 M06.9 Other _____

Ordering practitioners should report diagnosis code(s) that best describes the reason for performing the test.

Is the patient naïve to TNFi? Yes No Unknown

TEST ORDERED



The PrismRA Test is intended for use in adult patients with moderate to severe rheumatoid arthritis who are (1) naïve to b/tsDMARD and considering starting their first b/tsDMARD or (2) TNFi-exposed who are considering switching to another TNFi therapy or escalating their TNFi dose.

TO BE COMPLETED BY PHLEBOTOMIST

Phlebotomist Name: _____

Collection Date (mm/dd/yyyy): _____ **Collection Time:** _____

PROVIDER INFORMATION

Provider Name: _____

Practice Name: _____

NPI: _____

Scipher Account Number: _____

Clinic Address: _____

City: _____ **State:** _____ **Zip:** _____

Clinic Phone: _____ **Clinic Fax:** _____

Clinic/Provider Email: _____

PROGRAM OR STUDY TYPE

Program or Study Code: _____

Medical Record Number (if available): _____

BILLING INFORMATION

Required Documents

- ✓ **Insurance Card - Front**
- ✓ **Insurance Card - Back**
- ✓ **Patient Demographic Sheet**

Fill out the following fields ONLY if you are unable to attach all required documents.

Bill Insurance Bill Self Pay

Insurance Plan Name: _____

Insurance ID Number: _____ **Insurance Group Number:** _____

Insurance Phone Number: _____ **Insurance Email:** _____

Place completed form in the PrismRA collection kit to be returned to Scipher Medicine with the three blood tubes.

Certificate of Medical Necessity and Informed Consent: My signature certifies that a) the PrismRA Test is medically necessary for the patient, b) the test information will inform the patient's ongoing treatment plan, and c) I am the patient's treating provider. I have explained to the patient the nature and purpose of the test and have obtained the patient's informed consent, to the extent legally required, to permit Scipher Medicine to a) perform the PrismRA Test, b) retain the test results and samples for an indefinite period of time for internal quality assurance and operations purposes, c) remove information that directly identifies the patient from the test results and genetic material, and use or disclose such information and materials for future unspecified research or other purposes, and d) release the test results and related patient information to the patient's third-party payer as needed for reimbursement purposes.

Provider Signature and Credentials _____

Date _____

TEST DESCRIPTION

PrismRA is a blood-based, precision medicine, molecular signature response classifier (MSRC) test that predicts non-response to TNFi therapy in rheumatoid arthritis so that patients with a molecular signature of non-response can be directed to a treatment with an alternative mechanism of action.

SCIPHER MEDICINE BILLING POLICY

- Scipher is committed to never surprise bill any patient.
- The majority of patients tested will have an out-of-pocket expense less than \$75.
- If we estimate a patient's out-of-pocket expense to be greater than \$75, a Scipher representative will reach out directly to the patient to discuss prior to performing their PrismRA testing.

PHLEBOTOMY INSTRUCTIONS

IMPORTANT



- Ideally all specimen tubes are shipped the **SAME DAY** as the blood draw to avoid test failure
- All sample collection tubes must be stored at room temperature prior to use
- Discard the PrismRA kit and use a new one if any of the contents are expired or broken
- Do **NOT** freeze or refrigerate the gel pack prior to shipping

1 Label tubes



- Write patient's name, DOB, and date on provided labels
- Label two PAXgene™ tubes (red tops) and one SST tube (tiger top)

2 Complete TRF



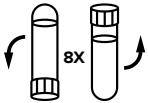
- Place QR code label at top right of TRF where indicated
- Complete required fields

3 Draw blood



- Draw SST tube **FIRST** (tiger top) then draw PAXgene tubes **LAST** (red tops)
- If redraw is needed, you **MUST** use another needle and draw a discard tube prior to drawing the PAXgene tube
- If a new tube(s) is needed, use contents from an additional PrismRA kit
- Ensure all tubes are labeled with labels from the original kit
- Minimum amount of blood in PAXgene tubes is 2 mL or the sample will be rejected
- Allow the tubes to completely fill as the flow will diminish to a drip at the end of the process
- Be sure to complete the draw for the first PAXgene tube before drawing the second to avoid test failure in case the blood draw volume is insufficient

4 Invert sample tubes



- Slowly invert the two PAXgene tubes and the SST tube 8-10 times **IMMEDIATELY**
- Blood must be completely mixed with the reagent so the final color of the sample is uniform
- **DO NOT SHAKE THE TUBES**

5 PAXgene waiting period




- Place the PAXgene tubes upright in a test tube rack at ambient temperature for a minimum of 2 hours
- Do **NOT** spin the PAXgene tubes

SST waiting period

- Place the SST tube upright in a test tube rack at ambient temperature for a minimum of 30 minutes
- If possible after the waiting period, **SPIN JUST THE SST TUBE** at a speed of 1000 to 1300 RCF for 10 minutes in a swinging bucket centrifuge or 15 minutes in a fixed-angle centrifuge

6 Package



- After the waiting period, package tubes in the following order:
1. Place three tubes in white sleeve
 2. Place sleeve in foil envelope and add gel pack
 3. Place envelope in biohazard bag and seal
 4. Place biohazard bag into kit box
 5. Add TRF and patient's insurance info to the kit and close
 6. Place kit box in pre-paid shipping bag

7 Ship



- Ship to Scipher Medicine using pre-paid shipping bag
- All specimen tubes must be shipped within 24 hours of the blood draw, but ideally the **SAME DAY** to avoid test failure
- Do **NOT** ship on Saturday

PAXgene Tube

